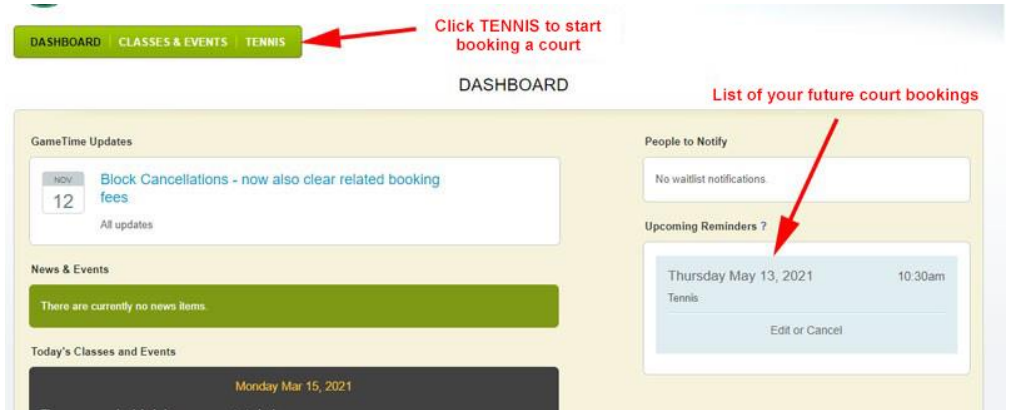


GAMETIME

Booking A Court

Your DASHBOARD displays any court bookings you have.

Click on **TENNIS** to start a new booking



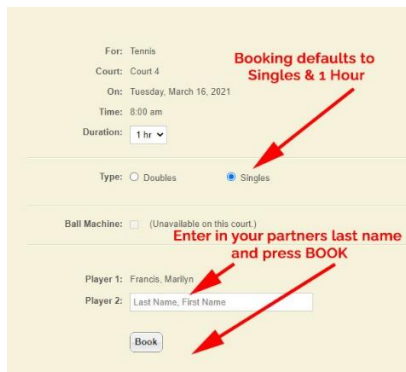
Select the DATE

Then select the COURT and your START TIME



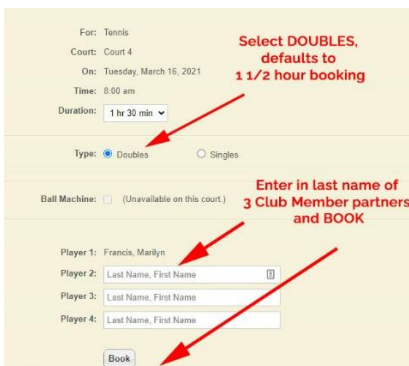
Book Singles

Requires 1 Club Member Partner



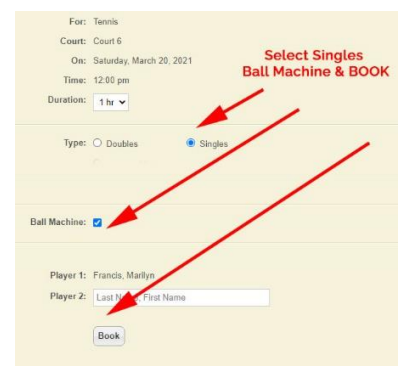
Book Doubles

Requires 3 Club Member Partners



Book Ball Machine

Ball Machine Members only
Court 6, Not in Prime Time



Editing or Cancelling a Court Booking

- 1) Click on View Matches in the upper right corner or "Edit" on the actual court.
- 2) Find the reservation you wish to cancel and click on the square under the delete column and then press delete.

The screenshot shows the GAMETIME website interface. At the top, there is a navigation bar with the logo for 'Niagara-on-the-Lake TENNIS CLUB' on the left, the 'GAMETIME' logo in the center, and user options 'Welcome, ROGER', 'Exit', 'My Account', 'Help', and 'Sign Out' on the right. Below the navigation bar, there are tabs for 'DASHBOARD' and 'TENNIS'. The main content area displays the date 'July Today 10:46 am' and the word 'TENNIS'. A horizontal navigation bar shows days from 'Saturday 21' to 'Saturday 28'. Below this is a grid of court bookings for four courts (Court 1 to Court 4) over time slots from 7:00 am to 12:00 pm. Court 1 has a pink booking for '8:00 am J. Pamunuwa B.B.' from 8:00 am to 9:00 am. Court 3 has a blue booking for '11:00 am ROGER FEDERER' from 11:00 am to 12:00 pm. An orange arrow points from a text box 'There are 2 ways to Edit or Cancel your court' to the 'Edit' button on the Court 3 booking. Another orange arrow points from the 'My Account' link in the top right to the 'Edit' button.

Time	Court 1	Court 2	Court 3	Court 4
7:00 am	7:00 am PT	7:00 am PT	7:00 am PT	7:00 am PT
8:00 am	8:00 am J. Pamunuwa B.B.	8:00 am PT		
9:00 am		9:00 am PT	9:00 am PT	9:00 am PT
10:00 am		10:00 am PT	10:00 am PT	10:00 am PT
11:00 am		11:00 am PT	11:00 am ROGER FEDERER	11:00 am PT
12:00 pm	12:00 pm PT	12:00 pm PT	12:00 pm PT	12:00 pm PT

Logging Out:

- To exit the system press Logout in the upper right hand corner.
- Close the Game Time Window.